

PERGO®

WOOD PARQUET

FLOORS
FOR
REAL LIFE

StayClean
is the
new standard

WIDER! LONGER!
Langeland
a spectacular format

WELCOME

*to flooring inspiration,
tips and guidance*

StayClean keeps your floor young 4

• FRONT PAGE SEAFIELD OAK W0135-03787-2



Just like that! Ideas and inspiration 12

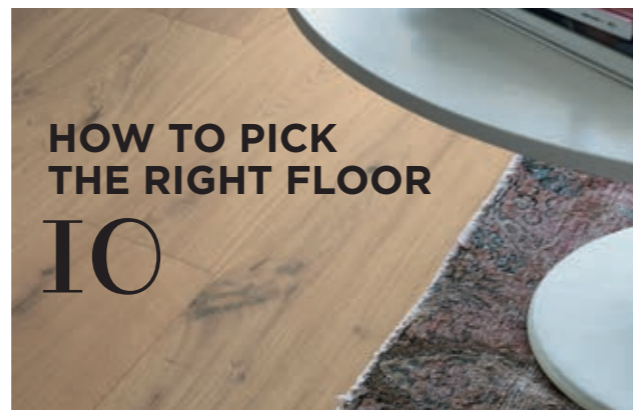


Looking for long and wide planks?
TAKE A LONG LOOK
at Langeland on page

35



the many faces of wood 32




HOW TO PICK THE RIGHT FLOOR 10



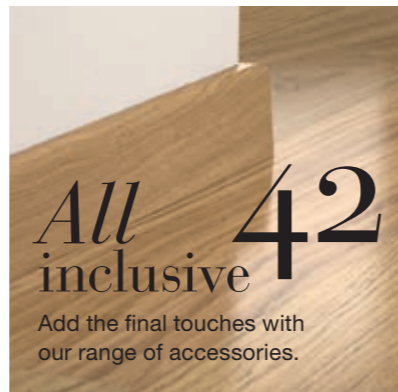
Floors for
the environment.
Read about our
sustainable production.

8



Do it yourself! 40

Installing a new floor is easier
than you may think. **We'll guide
you every step of the way.**



All inclusive 42

Add the final touches with
our range of accessories.



Making wood modern

At Pergo, the look of a floor has always been as important as its ability to withstand everyday life. Our wood floors are a good example. Characterised by their natural vibrancy and tactile smoothness, we've updated them to fit into a modern life, with protection and durability to maintain the look you love for years to come. After all, what is the point of a beautiful floor if the beauty doesn't last?



makes your new wood floor stay young!

All Pergo wood floors now feature **StayClean technology**. StayClean makes the floor extra resistant to liquids and spills, and prevents dirt from getting into the joints and wood texture.

WITHOUT StayClean...



Other, untreated, wood floors can be penetrated by dirt and water, causing permanent discolouration.



Pergo wood floors are also protected by high-quality lacquer, making them extra resistant to scratches and wear!

See all our durable floors on pages 35 – 39



GET TO KNOW WOOD

Wood is a material that offers natural variety in the way it looks and feels.

On top of that, it's easy to modify the look of your floor by choosing from among different gradings, surface treatments and bevels.

So when you're choosing a new wood floor, take a moment to

learn more on pages 32 – 33.



For the world around you

Choosing a beautiful floor is not just a matter of design and enhancing your interior. As with so many other products, it's a decision that reaches beyond the walls of your home, and that's why we would like to tell you how your new floor is produced.

At Pergo, we've taken measures to ensure minimal impact on the environment in every step of the manufacturing process – and throughout the entire life cycle of our wood floors. The core is made from spruce, pine or recycled wood. The top layer is sourced from sustainable supplies of oak and ash in Europe. Our lacquer meets strict international emission norms, so you can enjoy your wood flooring in the knowledge that it is made with respect for the environment.

As a testament to our commitment and care for the environment, Pergo was the first flooring company ever to receive the official Nordic Ecolabel, the Green Swan. And our new ecological and environmentally friendly wood floors are no exception!



* Information sur le niveau d'émission de substances volatiles dans l'air intérieur, présentant un risque de toxicité par inhalation, sur une échelle de classe allant de A+ (très faibles émissions) à C (fortes émissions).

Choose a floor that is as good for your interior as it is for our shared exterior.

WELCOME TO THE FLOOR GUIDE!

Choosing the right floor is an important decision. We have compiled this guide to offer perspectives and insights that will help you find the perfect floor.

1. TAKE A LOOK AROUND

Finding the right floor design can be as easy as picking the one you like the best. Keep in mind that a floor plays a big part in setting the scene. Do you go for a dark floor to create a warm and cosy room, or a light floor for a feeling of space? Another way is to start with the interior you have today. What colours do you like? Does your style of furniture match the floor you have in mind?

Our recommendation: Order a floor sample to see how a design will look with the light in your home and in combination with your furniture. Or visit our Floorlab on pergo.com.

2. SIZE MATTERS

The size of the plank affects the look of not only the floor, but also the room. Large boards will boost the feeling of space in a large room, especially if they are of a light, airy colour.

Our recommendation: If your room allows for it, go big! Large formats create an unbeatable feeling of openness. Especially in long, narrow rooms like hallways.

3. AVOID TAKING THE ROUGH WITH THE SMOOTH

Wood is a material that can offer a number of natural variations, like cracks and knots. Some floors are rougher than others, and wood floors cater to a wide range of personal styles. Even though there are exceptions to any rule, it's a good idea to consider the texture and surface treatment of your new floor.

Our recommendation: As a general rule, go for a floor that matches your taste in furniture. A style based on vintage items with rough edges may clash with a smooth, light wood floor. And vice versa. Read more about grading, structure and finish on pages 32 – 33.

4. WOOD FLOORS EVERYWHERE?

Pergo wood floors have surface protection that makes them resistant to wear and scratches while still presenting an all-natural look and feel. And thanks to StayClean technology, they can also endure spills and liquids, which makes it possible to enjoy the benefits of a wooden floor in the kitchen and other rooms where water is a part of everyday life.

Our recommendation: Don't hold back on a wood floor if you're concerned about water. StayClean means that sealed ends keep the wood protected and safe from discolouration by liquids.

5. A GREAT FLOOR IS IN THE DETAILS

Accessories can seem like a small detail, but they have a big impact on the look of a room. The choice is yours: Go for the classic look by using matching wallbases, or use paintable wallbases for a seamless transition from the wall colour.

Read more about our wide selection of accessories on pages 42 – 50!



Get set for life!

Pergo floors come with a lifetime guarantee. Read more on page 30.



the *good* life

Find it in a place where you can relax
and spend time with your loved ones.



**Guided
by the light**
When installing a floor,
it's a good idea to have
the planks lead you towards
the window with
the most sunlight.



Find comfort
in yourself



SPRING OAK W1216-01741-C



Thinking about installing the floor yourself? Don't worry!
Installation is fast and easy with the PerfectFold™ click system. More on page 41.



COUNTRY OAK W1248-05121



NATURAL PRIME OAK W1216-03798-C



Pergo wood floors are protected by high-quality lacquer, making them extra resistant to wear and scratches!



BROWN CHESTNUT OAK W0135-05116-2



BROWN CABIN OAK W1216-03888-C

Shared moments *make great memories*



Splash safe!
All Pergo wood floors are protected by



NATURAL OAK W1216-03201-C

**ROOMS
WHERE SIZE
REALLY
MATTERS!**

Living room

Large floor planks give a distinctive look to your room.


Hallway

When the space is small, long planks make a big difference.

Bedroom

Long, uninterrupted floor lines give a calming impression.

LANGELAND: 2400 x 260 mm
See more on page 35.



Mouldings
that match your floor
perfectly in colour!
More on page 44.

CHATEAU OAK W0135-03789-2



NORDIC POLAR OAK W0135-03562-2



LIGHTHOUSE OAK W1248-03794

Other, untreated, wood floors can be penetrated by dirt and water, causing permanent discolouration.

StayClean moisture protection

makes all Pergo wood floors extra resistant to liquids and spills, preventing dirt from getting into the joints and wood texture.



ICE WHITE OAK W1248-03793



Which floor *will fit your style?*

Should you go for a well-worn vintage look of deep-brushed oak or the silky-smooth feeling of ash? Our range includes several different surface structures and finishes to give your room just the feeling you want.

See more on pages 32 – 33.



SADDLE BROWN OAK W1216-03797-C



Thinking about installing
the floor yourself?
Don't worry!
Installation is fast and easy
with the PerfectFold™ click system.
More on page 43.

A room for you. *For two.*
And everyone all together!



LIGHT PURE OAK W1216-05125-C



Get set for life!
Pergo floors
come with a lifetime
guarantee.
Read more on
page 30.

GREY VINTAGE OAK W1248-05120

SCANDINAVIAN LIVING



NORDIC POLAR OAK W0135-03562-2



Design guided
by simplicity,

a minimalist colour
palette, cosy accents



and space that allows
every object to grow.



It's made for wood!

On the walls, on the floor, in the furniture
– you can never have too much.



SIMPLY COOL

Which oak floor is the best for you?
The answer can only be found in your home.



**Want to see our
floors in real life?**

Visit a dealer
or order a sample
on pergo.com.

A longer plank will make
your room feel more spacious
and open. And the longer the planks get,
the grander the impact.



NORTHERN LIGHT OAK W1216-03202-C

HARBOURSIDE OAK W1216-03800-C



Let the floor lead the way

If your room has a big light source like a window, you should install the floor with the planks directed towards the light. Daylight reflecting off an unbroken expanse of wood enhances the beauty of the flooring.

A great floor is about more than just looks!
 Choosing the right underlay will not only increase walking comfort, but also add functionality to your floor. Read more on page 46.

NORDIC GREY OAK W0135-05118-2



Splash safe!

All Pergo wood floors are protected by StayClean technology.

What makes Pergo Wood Parquet so special?

Get into the details here!



Pergo wood floors consist of 3 layers of wood with the grain running in different directions to reduce the natural expansion and shrinking caused by fluctuations in temperature and humidity. An advanced core of spruce or hdf absorbs stress and strain to ensure that your floor remains stable in all conditions.



1 Protective finish

7 layers of high quality lacquer provide maximum wear and scratch protection and ensure easy maintenance.

2 Face layer

A carefully selected wood layer, 2.5 or 3 mm, that can be sanded 2 – 3 times.

3 Advanced core

The core absorbs the stresses and strains that are put on your floor, and ensures that it remains stable in all conditions.

4 Balanced backing

The backing veneer is made from ecologically certified wood and helps to perfectly balance the boards.

Lifetime guarantee

Thanks to a robust and innovative construction, every Pergo wooden floor is made to last, and that's why our products come with an extensive warranty.

» All floors have a **lifetime guarantee**.

» And a **10 year StayClean, moisture protection, guarantee**.



Check this out before choosing your wood floor

Wood is not only a material that offers a wide variety of natural looks, the variety is increased even more by different surface treatments and finishes. Take your time choosing between the different options to find the floor that is right for you. And when you're ready we advise you to visit your nearest dealer to experience your choice first-hand.

Wood species




Oak
has a typical grain structure and a yellow to brown colour.



Ash
has a smooth grain and a white to pale yellow colour.

Grading

Each tree is unique, and even different parts of the same tree produce different appearances. Knots and grain patterns help define and add character. Some of our products have more character than others, and that is why we have developed a grading system to help you find the floor with the expression you want. [Please see pergo.com](http://pergo.com) for more detailed information.



Selected
Wood with small knots; natural variation in colour and structure.



Accent
Wood with medium knots; lively variation in colour and structure.



Lively
Wood with large knots and cracks; lively variation in colour and structure and a rather rustic appearance.

Structure



Brushed
Brushing the surface of a wood plank accentuates the natural grain structure and enhances the authentic look and feel of the wood.



Deep brushed
The wood surface is treated with special brushes, brushing down the soft parts of the wood. Deep brushing enhances the natural wood feel even more.

Finish

To ensure that you may enjoy your floors for many years to come, our floors are given a protective and caring surface finish against wear and scratches. All our floors are ready for use right out of the box, with no extra surface treatment necessary. Our lacquers meet strict international emission norms, so you can enjoy your wood flooring knowing that it was made with respect for the environment.




Extra matt lacquer
Our extra matt lacquer offers the best of both worlds: the look of untreated wood with the performance and low-maintenance of lacquer.



Matt lacquer
A finish that adds a bit of shine and enhances the colours of the wood, while still allowing the natural, authentic look to shine through.

Bevels

Bevels define each individual plank, creating the feeling of an authentic wood floor. Our collection features designs with bevels on the longest sides or on all four sides of the plank.



2-way bevel



4-way bevel

Wood is a living material. The colour will change naturally over the years. The illustrated patterns and colours are not a full overview of all the different nuances that can appear in a wood floor.

Of course,
size
matters!

- 1: 1820 x 190 mm
- 2: 2400 x 260 mm
- 3: 2200 x 220 mm




Pergo goes wider and longer than ever before!

Langeland are 240 cm long and 26 cm wide – a view that, quite simply, has to be experienced. Despite the long planks, our new wood floors are as easy as ever to install. Thanks to the PerfectFold™ click system, planks can be installed by a single person.

**Visit your nearest dealer
to feel your way to your favourite**

Langeland

2400 x 260 x 14 mm | 3 mm surface | 4-way bevel






GRADINGS: Selected, Accent, Lively x2 Extra matt laquer Matt laquer

For technical reasons the colours printed here may differ from actual floor colours. We recommend visiting a dealer to view a sample prior to purchase.

Svalbard

2200 x 220 x 13 mm | 2.5 mm surface | 4-way bevel






GRADINGS: Selected, Accent, Lively x2

For technical reasons the colours printed here may differ from actual floor colours. We recommend visiting a dealer to view a sample prior to purchase.

Lofoten

1820 x 190 x 13 mm | 2.5 mm surface | 2-way bevel



GRADINGS: Selected, Accent, Lively x2

For technical reasons the colours printed here may differ from actual floor colours. We recommend visiting a dealer to view a sample prior to purchase.

Thinking about
doing it yourself?

Fast & easy installation
with PerfectFold™ click system


Don't worry!

We'll guide you through the installation process.

Installing your Pergo floor is now faster and easier than ever.


All our floors come with the innovative PerfectFold™ click system offering three different installation methods. Just click the planks together using the method that works best for you and you'll be done in no time. It is even easy to lift them up and replace them when necessary.

Watch the step-by-step videos on pergo.com




Drop down

The ideal method for quickly installing a large area. Angle the plank at the long side joint, slide it until it meets the end of the previously installed plank, and press down.



Insert horizontally

Unlike many other brands, Pergo wood floors can also be inserted horizontally. A very handy option for places where it is difficult or impossible to tilt the planks (when installing the last row of planks, or under door frames and radiators).



Angle

If you prefer, Pergo offers a third option for installing your new wood floor. Simply angle and click the planks together at the short end.

Use the method that works best for you!

Don't forget to add the finishing touches!

YOUR SHOPPING LIST:

Floor

It's a good idea to add 10% to the measured floor surface.

Underlay

Goes under the floor, to help eliminate noise, level out the underfloor, give moisture protection or add floor heating. See page 46.

Installation tools

If you are going to install the floor yourself, make sure you get the tools you need to make it easy. Pergo offers a complete range of installation tools. Ask your dealer for advice! See page 48.

Wallbases

By adding wallbases in the same look as the floor, your interior gets a seamless and stylish impression.

Maintenance

Keep your floor looking its best with Pergo cleaning products. See page 49.

There are some things you might not think of as important parts of a beautiful floor. For the best-looking result, we recommend that you take the time to include accessories when you go floor shopping.



We'll guide you through the installation process
Watch instruction video on pergo.com



1

Wallbases

Pergo's 100% colour coordinated wallbases are installed easily and flexibly using a snap-in system, nails, screws or glue. All wallbases have milled grooves on the back for easily concealing cables.



2

T-Mouldings

T-Mouldings are necessary for allowing floors to move when installing separate flooring sections on the same level, e.g. in two connecting rooms with the same floor. Available in our 5-in-1 solution.



3

Transitions and finishing pieces

These accessories provide an elegant transition and compensate for height differences wherever wood floors meet other flooring surfaces. Use a Carpet transition between wood and carpeting, and a Hard surface reducer between wood and tiles. End mouldings provide a nice finish against thresholds and in other similar situations. Available in our 5-in-1 solution.



4

Stair noses

Pergo's flooring is an excellent choice even for staircases, where matching stair noses are used to provide an elegant finish to each individual step. Available in our 5-in-1 solution.



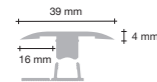
PGWINCP(-)
2150 x 17 x 54 mm
(see matching matrix for correct art no)

5 perfect finishes in 1

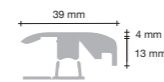
Pergo 5-in-1 offers different moulding solutions for different parts of your floor, all wrapped up in one handy package. The mouldings match your floor perfectly in colour, as well as in texture, and the one-piece solutions give a seamless installation result. The surface is made of wear and scratch-resistant veneer. The core consists of HDF and the bottom rail is made of plastic. With the patented Incizo® solution, you easily cut the moulding to the shape you need. Knife is included. Suitable for flooring heights between 12.5 and 14 mm.



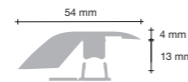
1
T-moulding
From wood to wood.



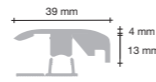
2
Carpet transition
From wood to carpet.



3
Hard surface reducer
From wood to ceramic, vinyl or linoleum.



4
End moulding
Finishing up to threshold, sliding doors, etc.



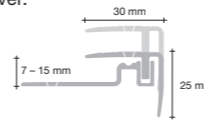
5
Stair nose moulding, flush
For a flush finish on stair treads.



5
Stair nose moulding
For a step down from a floating floor, e.g. at the top of the stairs or a step down in a room.



5
Stair nose, aluminium
PGSTPSILVME250,
2500 x 30 x 25 mm
Fits flooring thickness of 7 - 15 mm.
Surface: aluminium.
Colour: silver.



The Incizo® subprofile is required for stair application and has to be ordered separately.

NEWINCPBASE3ME215, for 14 mm floors
NEWINCPBASE2ME215, for 12.5 mm floors



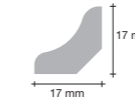
Wallbase, straight
PGWPPSKR(-), 2400 x 16 x 80 mm
(see matching matrix for correct art no)

Surface: wear and scratch-resistant veneer.
Core: MDF. Colour matched.



Wallbase, white and paintable
PGWPPSKRWHITE, 2400 x 16 x 80 mm – white
PGWPPSKRPAINT, 2400 x 16 x 80 mm – paintable

Surface: foil. Core: MDF.
Colour: white (NCS 0502 Y), paintable.

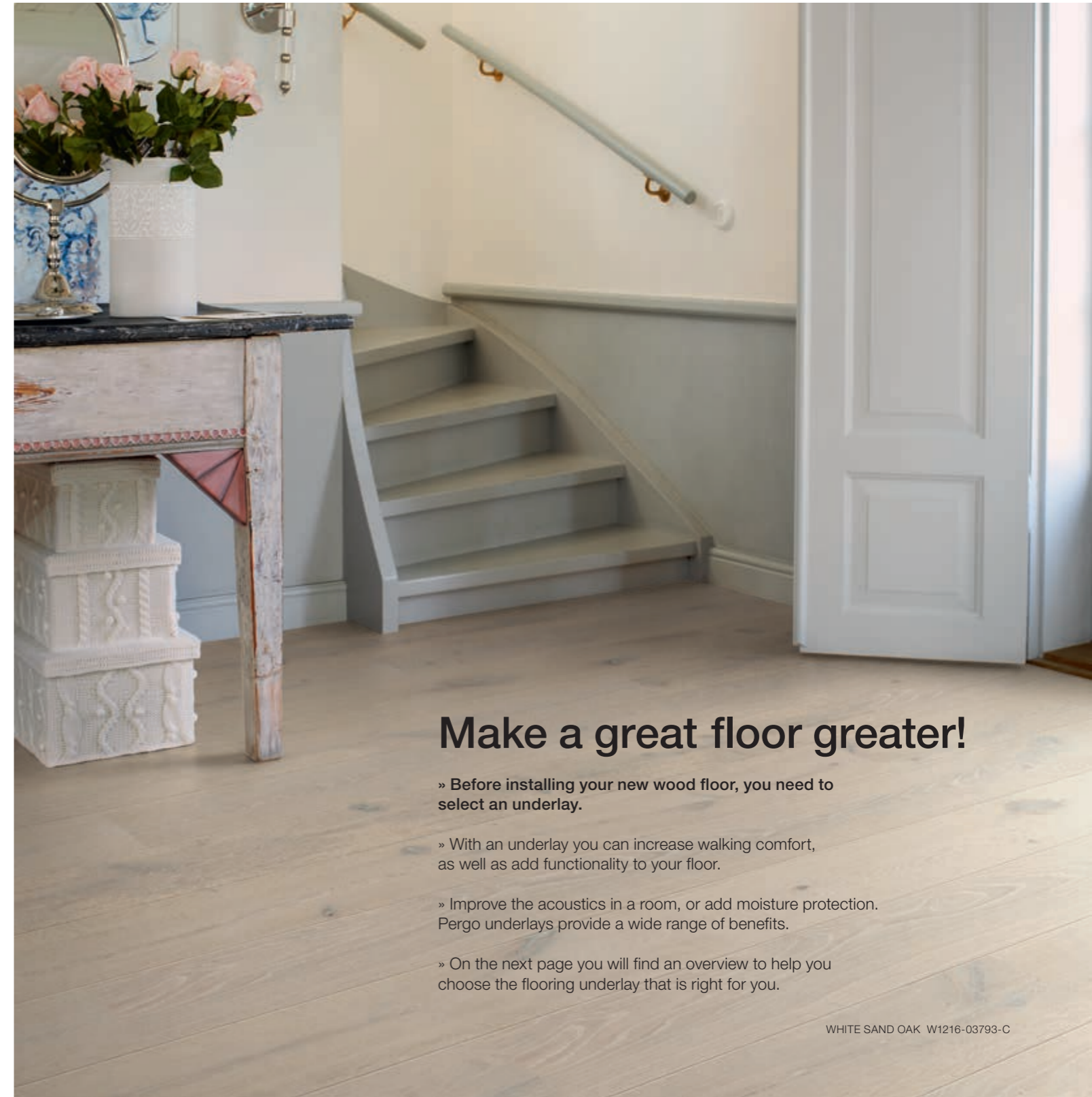


Beading
PGSCOTWHITE, 2400 x 17 x 17 mm – white
PGSCOTPAINT, 2400 x 17 x 17 mm – paintable

Surface: foil. Core: MDF.
Colour: white, paintable.



Water + wood?
Don't worry! StayClean keeps spills and liquids from penetrating the wood, protecting your new floor from stains and discolouring.



Make a great floor greater!

» Before installing your new wood floor, you need to select an underlay.

» With an underlay you can increase walking comfort, as well as add functionality to your floor.

» Improve the acoustics in a room, or add moisture protection. Pergo underlays provide a wide range of benefits.

» On the next page you will find an overview to help you choose the flooring underlay that is right for you.

Underlays for wood subfloors

	GOOD Underlay Foam	BETTER Smart Underlay	BEST Silent Walk
Durability	●●○○○○	●●●●○○	●●●●●●
Walking sound reduction	●●○○○○	●●●○○○	●●●●○○
Floor heating**	●●●○○○	●○○○○○	●●●●●●
Vapour barrier	NO	NO	YES*
Thickness	2 mm	3 mm	2 mm
	Underlay Foam PGUDLFOAM15B For rooms with light traffic. 15 m ² / roll.	Smart Underlay PGUDLSMART15 For rooms with frequent traffic. 15 m ² / pack.	Silent Walk PGUDLSW7 A very durable and strong underlay for rooms with more frequent traffic. 7 m ² / roll.

Don't get cold feet with QuickHeat

QuickHeat is the smart and easy way to enjoy underfloor heating. Nothing to cast in concrete, minimum bother – you can even forget about the electrician. Just roll out the foils and click them together. Install the thermostat on the wall and plug in. It really is that simple. In addition to warmth, QuickHeat also provides walking comfort. By supplementing your primary heating system with QuickHeat, you can also usually lower the temperature 2 – 3 degrees compared to using radiators. The timer included with the system can be set for 5 + 2 days.



Quick, comfortable warmth

The QuickHeat system consists of several layers: a heating foil producing the heat, XPS plates to help radiating the heat upwards and two dampproof separation layers that help blocking any damp that would rise from the subfloor.

Built-in safety feature

QuickHeat has a built-in electrical safety feature (RCD residual current device) that automatically disconnects power if a failure should occur. Naturally, the system is certified for do-it-yourself installation and fulfills international standards for removable floors.

Wireless thermostat in every room

With QuickHeat you can easily fine-tune the temperature of each room. Once the foils have been rolled out, simply click them together and connect the last foil to the thermostat kit by placing a cable between the last foil and the thermostat kit. Then set the wireless thermostat to the desired temperature.

Underlays for concrete subfloors

	GOOD Underlay Foam+	BETTER Smart Underlay+	BEST Silent Walk
Durability	●●●○○○	●●●●○○	●●●●●●
Walking sound reduction	●●●○○○	●●●○○○	●●●●○○
Floor heating**	●●●○○○	●○○○○○	●●●●●●
Vapour barrier	YES	YES	YES*
Thickness	2 mm	3 mm	2 mm
	Underlay Foam+ PGUDLFOAMPLUS15 A good basis for rooms with less traffic. Integrated vapour barrier with an overlap and tape strip included. 15 m ² / roll.	Smart Underlay+ PGUDLSMARTPLUS15 Good in rooms with more frequent traffic. Integrated vapour barrier an overlap and tape strip included. 15 m ² / pack.	Silent Walk PGUDLSW7 A very durable and strong underlay for rooms with more frequent traffic. 7 m ² / roll.




QuickHeat foil

NEUDLQH60X300, 0.6 x 3 m
NEUDLQH60X500, 0.6 x 5 m
NEUDLQH60X700, 0.6 x 7 m
NEUDLQH100X300, 1 x 3 m
NEUDLQH100X500, 1 x 5 m
NEUDLQH100X700, 1 x 7 m

NEUDLQH120X300, 1.2 x 3 m
NEUDLQH120X500, 1.2 x 5 m
NEUDLQH120X700, 1.2 x 7 m

60 W / m². 230 V. Max installation 50 m².
Floor- and room temperature sensor. Thickness: 0.35 mm.



QuickHeat plates

NEUDLQHPLATE, 120 x 50 x 0.7 cm

Insulation board. 10 plates / pack. 0.6 m² / plate, 6 m² / pack.
Thickness: 7 mm.

Use of vapour barrier is recommended. PE film PGUDLSCREEN34, (see page 48). Place PE film under QuickHeat plates as well as on top of QuickHeat foil.



Controller kit, wireless

NEQHKITWIFI, 12 x 10 x 3.5 cm

Multi room control via app on smartphone. Plug in with power plug.
Three programs: constant, day / night and weekly program 5 + 2.

Extension cables

NEQHEXTCAB100, 1.0 m
NEQHEXTCAB300, 3.0 m

Foils are plugged together via connector system. You can plug a cable (1 m or 3 m) in the last foil directly to the thermostat.

*When installing the SilentWalk on concrete floors or atop floorheating, tape the edges of the underlay with a damp-proof tape. Don't do this when installing on wooden subfloors. **Always use together with PE film.

Installation



Moisturbloc Extreme™
PGUDLMOI15, 1.05 x 15 m = 15 m²
(5 cm overlap)

This vapour barrier has three times the moisture resistance of a traditional PE film. Can be installed on concrete floors with up to 95% relative humidity, making it ideal in basements and on concrete floors with high humidity. Moisturbloc Extreme™ makes it possible to install floors earlier during the construction of new homes.
Thickness: 2.5 mm. Material: Polypropylene. Tape included.



PE film (polyethylene)
PGUDLSCREEN34,
12.5 x 2.7 m = 33.75 m² / roll

A film that protects flooring from moisture vapour rising up from a mineral or concrete subfloor. Useful lifetime 50 years. Thickness: 0.2 mm. Material: Polyethylene, alkaline resistant.



Installation kit
PGTOOL
Everything you need in one box. Contains tapping block, installation spacers in two sizes (2 x 18 = 36 pcs) and a pull bar.

Extra spacers
PGSPACER, 48 pcs



Wood tapping block
PGWTAPPINGBLOCK,
500 x 70 x 20 mm

Professional tapping block. 10 pc / pack.



Professional pullbar
PGWPULLBAR, 520 x 110 x 62 mm

Professional and silent pullbar thanks to the rubber shock absorber on the contact surface. 1 pc / pack.



Safeseal
PGSEAL500, 500 ml

Used for floor areas that require extra protection against moisture. PVAc based.



Multiglue
PGGLUE290, 290 ml

Ideal for installing wallbases and mouldings. Hybrid polymer. One tube gives 15 running metres of skirting.



Sealant
PGKIT(-), 310ml

For a beautiful finish. Dry in half an hour and fully cured after 24 hours. Available in 8 colours. Water-based acrylic.



Radiator caps
PGRCINOX15, stainless steel
Inner diameter: 15 mm.
Outer diameter: 54 mm.

PGRCINOX22, stainless steel
Inner diameter: 22 mm.
Outer diameter: 54 mm.



Tape
NETAPE50, 50 m x 5 cm

Self-adhesive aluminium tape for underlays.

Want to see our floors in real life?
Visit a dealer or order a sample on pergo.com.

Maintenance

Our high-quality, ergonomically designed original maintenance accessories make it even easier to keep your floor looking fresh for longer. To maintain the lustre of a Pergo floor, avoid using regular cleaning products such as soaps and detergents as these will form a film on the surface. Pergo's special all round cleaner removes dirt without leaving a film if used correctly.



Cleaning kit
PGCLEANINGKIT

High-quality mop set with extra-long ergonomic handle and a mop-cloth holder with a practical Velcro fastener for attaching the mop cloth.



All-round Floor Cleaner
PGCLEANALL1000

Specially developed for cleaning laminate wood and vinyl flooring. Ideal for removing dirt, grease spots and heel marks, as well as for daily cleaning.



Repair wax
PGREPAIR

Repair the colour of damaged planks quickly and easily with wax in colours that match the Pergo wood palette. Contains 1 melting knife, 1 comb, 7 wax blocks. For more information on how to mix colours, please visit pergo.com.

Easy to love, easy to live with

Thanks to the surface treatment, your wood floor is not only durable but also easy to maintain.

In order to maintain the original texture and impression of your wood flooring it's important to clean and maintain it on a regular basis. After installation and before you furnish the room we suggest to clean the surface using vacuum cleaner or a damp micro mop.

» For the regular cleaning and maintenance, use dry – or damp – methods as much as possible using our microfiber mop with its large dirt holding capacity.

» On occasion and based on the usage of the floor you can combine the damp microfiber with the Pergo Allround floor cleaner for the best result. It cleans the floor thoroughly, retains the original look of the floor, keeps the floor hygienic and does not cause layers of product to build up.

» You should always control the amount of water used since a wooden material has limited resistance

against water. A good rule of thumb when using water is to make sure that the surface is completely dry within 60 seconds.

» Never use steel wool or another coarse material as this may damage the structure and appearance of the top layer. A Pergo wood floor may not be waxed or polished.

» The complete cleaning instruction together with our stain removal guide is available on our web page.

Matching matrix



Langeland				
W0135-03562-2	Nordic Polar Oak	03562	03562	1
W0135-03566-2	Residence Oak	01341	01341	4
W0135-03787-2	Seafield Oak	01340	01340	3
W0135-03789-2	Chateau Oak	01334	01334	5
W0135-05116-2	Brown Chestnut Oak	05104	05104	5
W0135-05117-2	Castle Oak	05102	05102	2
W0135-05118-2	Nordic Grey Oak	05107	05107	4

Svalbard				
W1248-03792	Sublime Oak	01341	01341	4
W1248-03793	Ice White Oak	01742	01742	1
W1248-03794	Lighthouse Oak	03794	03794	2
W1248-05117	Lapland Oak	05102	05102	2
W1248-05119	Chalked Oyster Oak	01626	01626	2
W1248-05120	Grey Vintage Oak	01626	01626	2
W1248-05121	Country Oak	01341	01341	4
W1248-05122	Frost Oak	05122	05122	3
W1248-05123	Smoked Mansion Oak	01625	01625	6
W1248-05124	Camel Brown Oak	03096	03096	4

Lofoten				
W1216-01739-C	Country Ash	01740	01740	1
W1216-01741-C	Spring Oak	01741	01741	4
W1216-03097-C	Ranch Oak	01341	01341	5
W1216-03201-C	Natural Oak	01334	01334	5
W1216-03202-C	Northern Light Oak	01340	01340	3
W1216-03203-C	Grey Oak	03203	03203	2
W1216-03572-C	Arctic Oak	01742	01742	1
W1216-03793-C	White Sand Oak	01742	01742	1
W1216-03797-C	Saddle Brown Oak	03797	03797	4
W1216-03798-C	Natural Prime Oak	1334	1334	5
W1216-03800-C	Harbourside Oak	3017	3017	4
W1216-03888-C	Brown Cabin Oak	03096	03096	4
W1216-05125-C	Light Pure Oak	01341	01341	4

Formats

	Collection	Length, mm	Width, mm	Thickness, mm	Panels / pack*	m ² / pack	Pack / pallet	m ² / pallet
Plank design	Langeland	2400	260	14	4	2.496	40	99.84
	Svalbard	2200	220	13	4	1.936	56	108.416
	Lofoten	1820	190	13	6	2.075	240	82.99

* max 1 split plank / box may occur



Product images may differ from actual product. The availability of products, or the products themselves, may change at any time without notice.
 Contents©2021 by UNILIN bv – division flooring. All Rights Reserved. The contents of this brochure may not be reproduced in whole or in part without prior written permission from the publisher.



Forever young!
 StayClean keeps your floor fresh and protects it from spills and liquids.

Our floors look even better in real life!

Visit our website and order samples of your favourite designs.



pergo.com

PERGO®

Pergo is a quality product produced by **UNILIN** bv, division flooring, Ooigemstraat 3, 8710 Wielsbeke, Belgium.

